

Organic Dishcloth Pattern for 2007 Emmy

For Jimmy Beans Wool (<http://jimmybeanswool.com>)

Specifications

- US 7 Straight Needles in 10" or 12"
- 2 - 3 hanks of Blue Sky Alpacas Organic Cotton, Sage (MC)
- 1 hank of Blue Sky Alpacas Organic Cotton, Bone (CC)
- Crochet Hook, Size i

Gauge / Size

- Gauge 4 sts / inch in stockinette stitch
- Approximate Finished Size - 8" by 8"

Abbreviations

- K - Knit
- P - Purl
- sts - Stitches
- st. st. - stockinette stitch

Directions




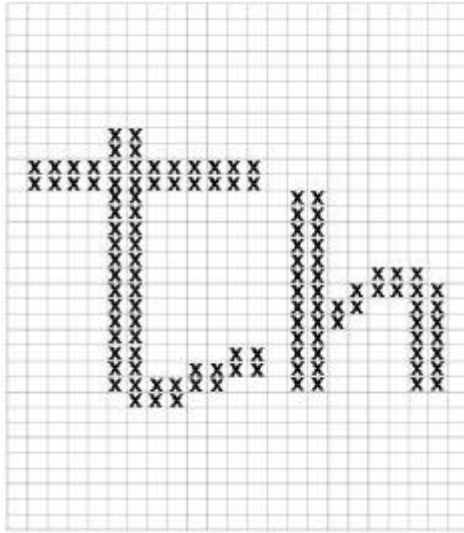
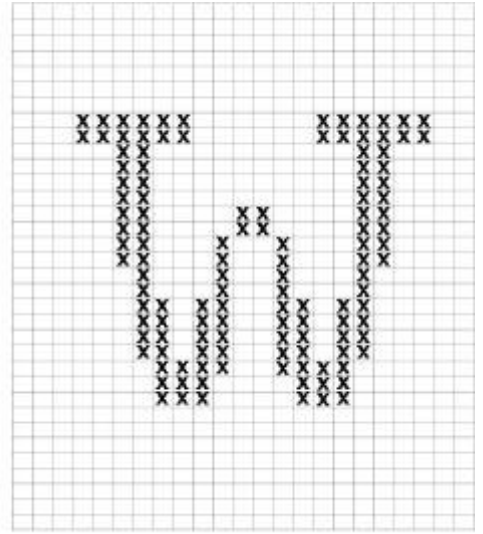
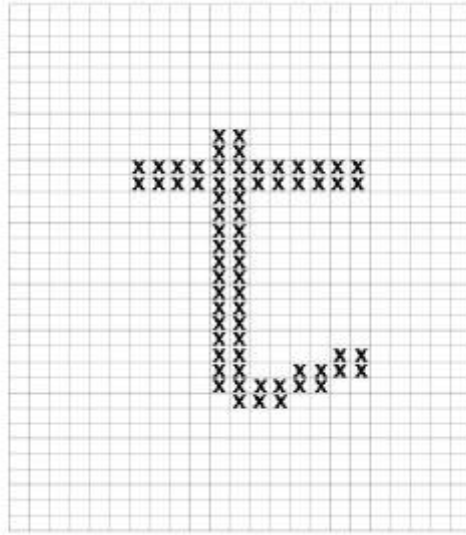
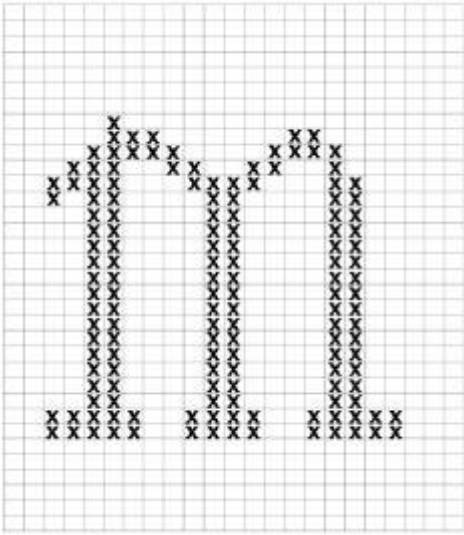
- Cast on 31 sts
- Row 1-4: *K1, P1*
- Row 5 (and every other right side row): K1, P1, K1, P1, *K to last 4 stitches*, P1, K1, P1, K1
- Row 6 (and every other wrong side row): K1, P1, K1, P1, *P to last 4 stitches*, P1, K1, P1, K1
- Repeat rows 5 and 6 until you have 38 rows completed (about 6" of st. st.)
- Repeat Rows 1-4.
- Bind Off

Finishing

- Using the CC Color and your crochet hook, single crochet around the entire square, creating 2 single crochets in each of the 4 corners. See page 211 in the Vogue Ultimate Knitting Guide as a reference.
- Using the CC and your darning needle, use the duplicate stitch method to embroider each of the letters of the week. See page 233 in the Vogue Ultimate Knitting Guide as a reference.

We truly hope you enjoy this knitting pattern! This pattern is for non-commercial use and is not for resale. Please respect the people who have worked to create this pattern and do not make copies. Thank you!

Copyright 2012 Jimmy Beans Wool.



We truly hope you enjoy this knitting pattern! This pattern is for non-commercial use and is not for resale. Please respect the people who have worked to create this pattern and do not make copies. Thank you!
Copyright 2012 Jimmy Beans Wool.